Politische Gemeinde Wartau

Kanton St. Gallen

ARA Wartau / ARA Sargans

Zusammenschluss

Baueingabe

Situation 1:500, Teil 2

Projektverfasser:

Datum: ....

....

Unterschrift:

Bauherrschaft:

Datum: ....

....

Unterschrift:

AF TOSCANO

AF TOSCANO AG
Gäuggelistrasse 16
CH-7000 Chur
Tel. +41 81 255 19 19
Fax +41 81 255 19 00
chur@toscano.ch

Erstellt:	Geprüft:	Freigegeben:	Datum:	Format:	Plan - Nr.
bud	bü	bü	24.03.2021	30 x 210	50 0282 - 03

File: X:\3-BU\CH\prj\BU_Water\500282 ARA Wartau, Weite SG\5_Bauprojekt_Zusammenschluss_2020\Pläne\Cadwork\Baueingabe_April_2021\02-08_Situation.2d

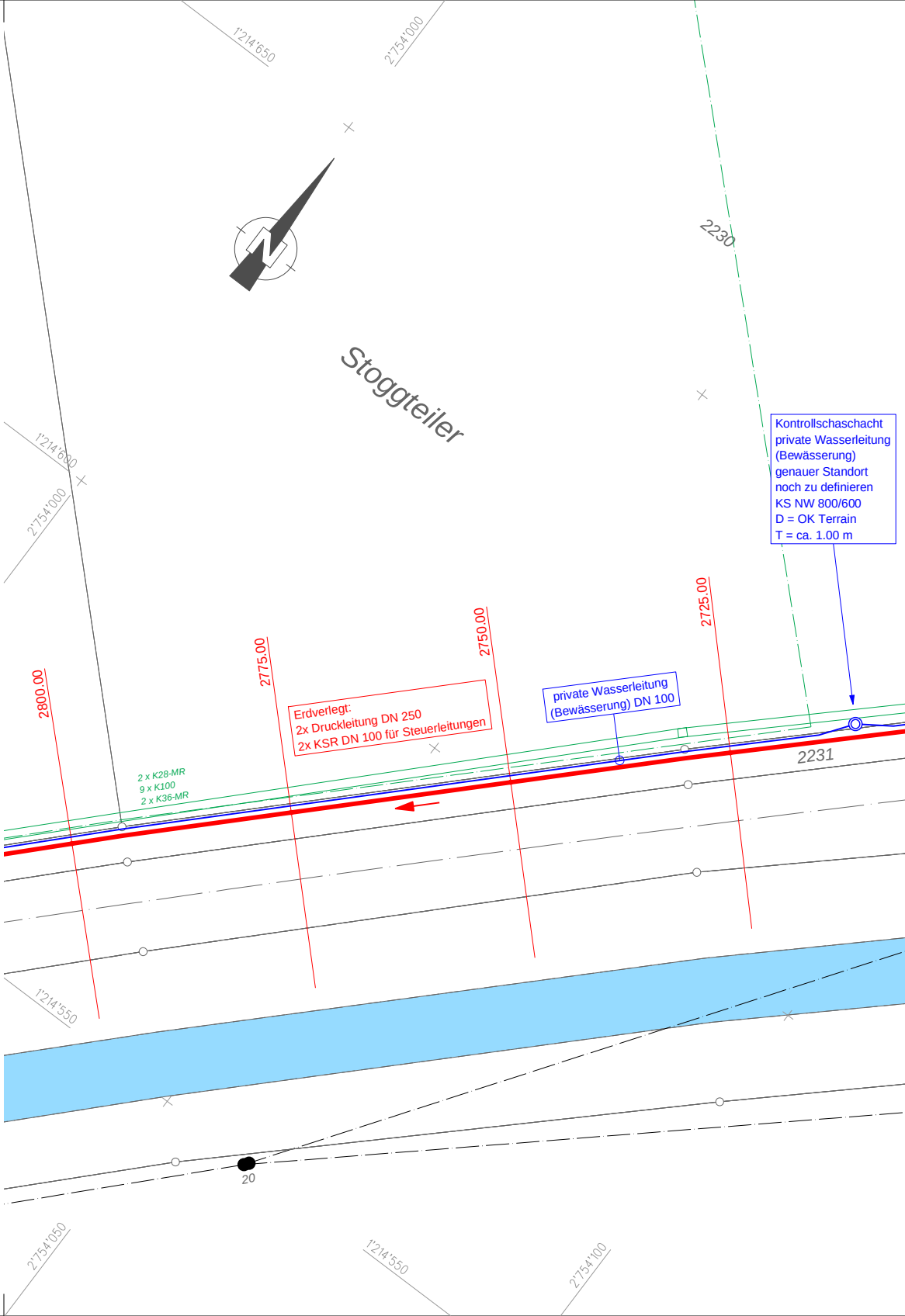
1'214'650
2'754'000
N
2230
Stoggteiler
Kontrollschaschacht
private Wasserleitung
(Bewässerung)
genauer Standort
noch zu definieren
KS NW 800/600
D = OK Terrain
T = ca. 1.00 m
1'214'600
2'754'000
2800.00
2775.00
2750.00
2725.00
Erdverlegt:
2x Druckleitung DN 250
2x KSR DN 100 für Steuerleitungen
private Wasserleitung
(Bewässerung) DN 100
2231
2 x K28-MR
9 x K100
2 x K36-MR
1'214'550
20
2'754'050
1'214'550
2'754'100

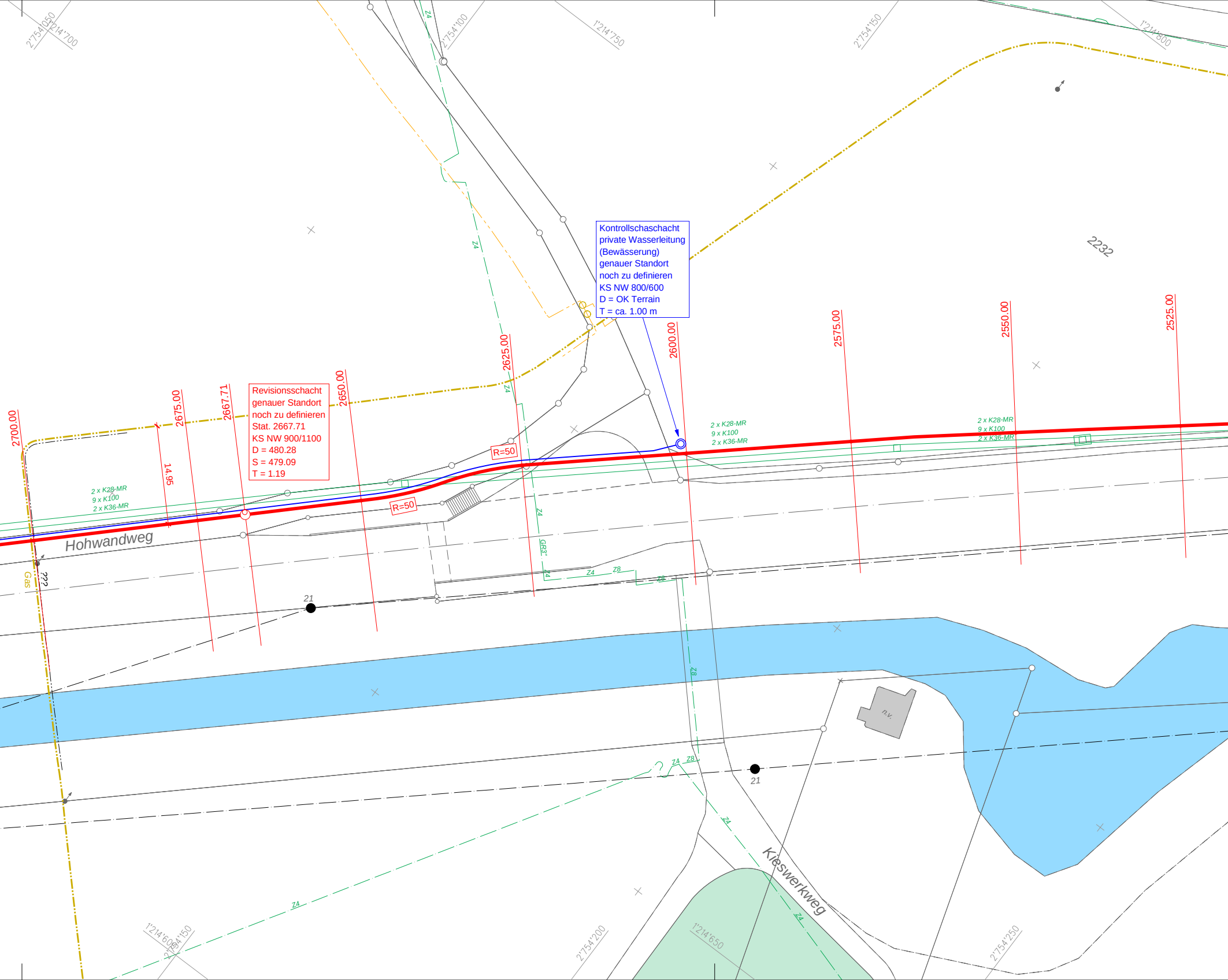

2'754'050
1'214'700
2'754'100
1'214'750
2'754'150
1'214'800
2232
2700.00
2675.00
2667.71
2650.00
2625.00
2600.00
2575.00
2550.00
2525.00
14.95
R=50
R=50
2 x K28-MR
9 x K100
2 x K36-MR
2 x K28-MR
9 x K100
2 x K36-MR
2 x K28-MR
9 x K100
2 x K36-MR
Hohwandweg
Gas
???
Z4
Z8
GR3"
21
21
n.v.
Kieswerkweg
1'214'600
2'754'150
2'754'200
1'214'650
2'754'250

Kontrollschaschacht
private Wasserleitung
(Bewässerung)
genauer Standort
noch zu definieren
KS NW 800/600
D = OK Terrain
T = ca. 1.00 m

Revisionsschacht
genauer Standort
noch zu definieren
Stat. 2667.71
KS NW 900/1100
D = 480.28
S = 479.09
T = 1.19

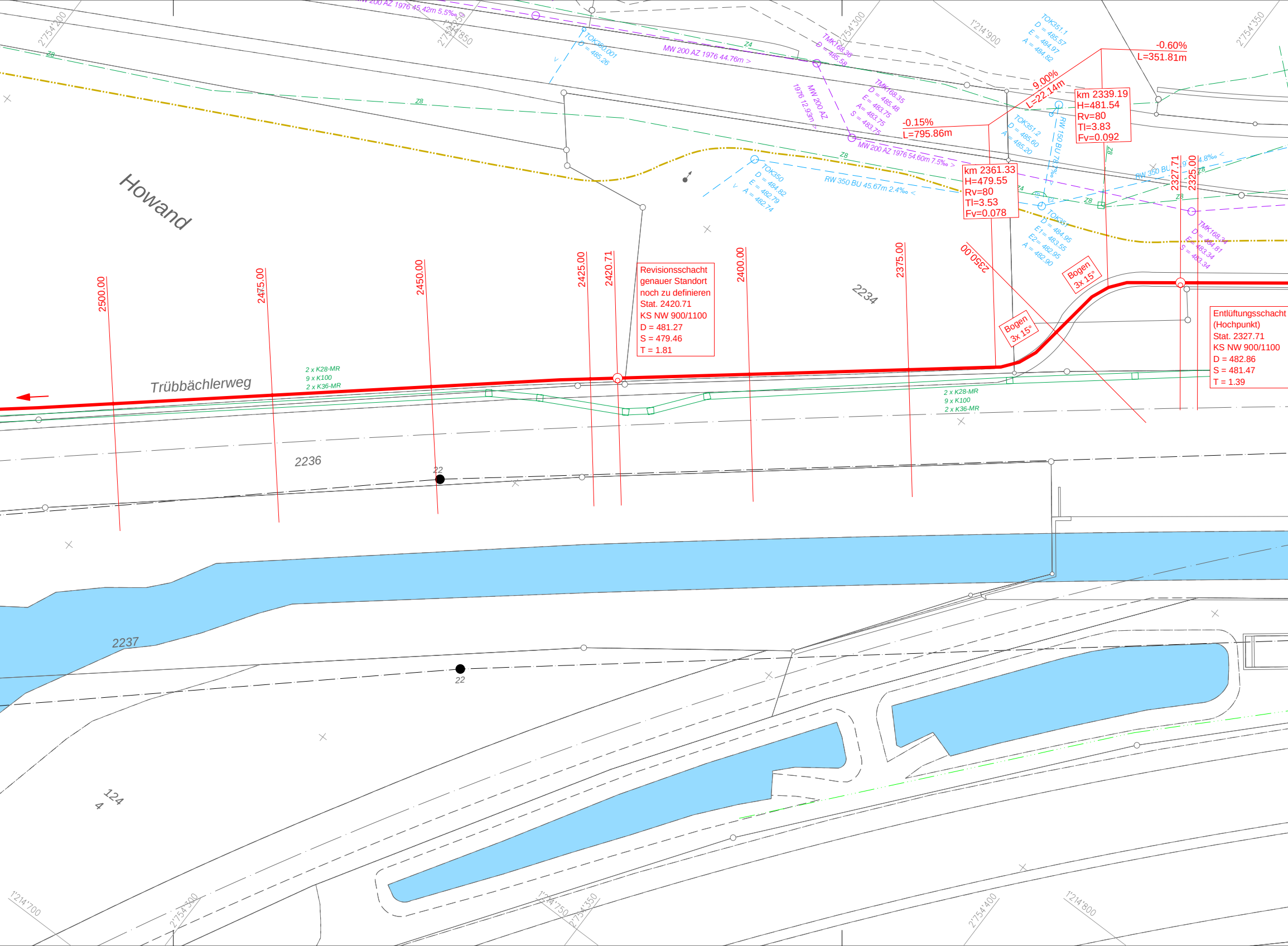

MW 200 AZ 1976 45.42m 5.5‰
2'754'250
1'214'850
2'754'200
TOK350.001
D = 485.26
MW 200 AZ 1976 44.76m >
Z4
Z8
TMK168.36
D = 485.58
2'754'300
1'214'900
TOK351.1
D = 485.57
E = 484.97
A = 484.82
-0.60%
L=351.81m
9.00%
L=22.14m
km 2339.19
H=481.54
Rv=80
Tl=3.83
Fv=0.092
MW 200 AZ
1976 12.93m
TMK168.35
D = 485.48
E= 483.75
A= 483.75
S = 483.75
-0.15%
L=795.86m
TOK351.2
D = 485.60
A = 485.20
RW 150 BU 78.7‰
MW 200 AZ 1976 54.60m 7.5‰ >
TOK350
D = 484.82
E = 482.79
A = 482.74
RW 350 BU 45.67m 2.4‰ <
km 2361.33
H=479.55
Rv=80
Tl=3.53
Fv=0.078
RW 350 BU
4.8‰ <
2327.71
2325.00
TOK351
D = 484.95
E1 = 483.55
E2 = 482.95
A = 482.90
TMK168.34
D = 484.81
E = 483.34
S = 483.34
Howand
2500.00
2475.00
2450.00
2425.00
2420.71
2400.00
2375.00
2350.00
Revisionsschacht
genauer Standort
noch zu definieren
Stat. 2420.71
KS NW 900/1100
D = 481.27
S = 479.46
T = 1.81
2234
Bogen
3x 15°
Bogen
3x 15°
Entlüftungsschacht
(Hochpunkt)
Stat. 2327.71
KS NW 900/1100
D = 482.86
S = 481.47
T = 1.39
Trübbächlerweg
2 x K28-MR
9 x K100
2 x K36-MR
2 x K28-MR
9 x K100
2 x K36-MR
2236
22
2237
22
124
4
1'214'700
2'754'300
1'214'750
2'754'350
2'754'400
1'214'800

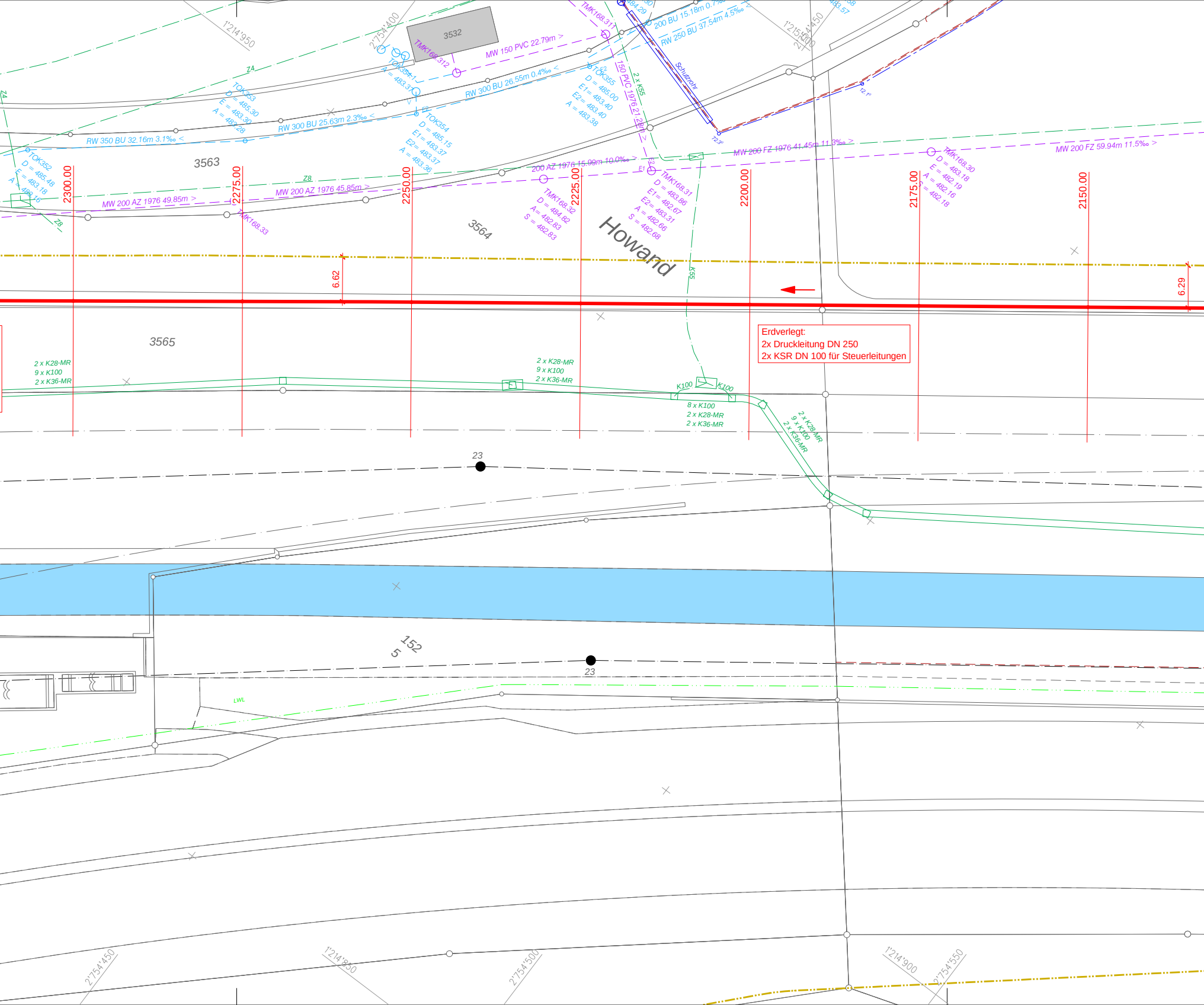
3532
3563
3564
3565
Howard
152
5
23
23
2300.00
2275.00
2250.00
2225.00
2200.00
2175.00
2150.00
6.62
6.29
MW 150 PVC 22.79m >
RW 300 BU 26.55m 0.4‰ <
RW 300 BU 25.63m 2.3‰ <
RW 350 BU 32.16m 3.1‰ <
200 BU 15.18m 0.7‰
RW 250 BU 37.54m 4.5‰
MW 200 AZ 1976 49.85m >
MW 200 AZ 1976 45.85m >
200 AZ 1976 15.99m 10.0‰ >
MW 200 FZ 1976 41.45m 11.3‰ >
MW 200 FZ 59.94m 11.5‰ >
150 PVC 1976 21.28m >
TOK352 D = 485.48 E = 483.18 A = 483.16
TOK353 D = 485.30 E = 483.30 A = 483.28
TOK354 D = 485.15 E1 = 483.37 E2 = 483.37 A = 483.36
TOK355 D = 485.00 E1 = 483.40 E2 = 483.40 A = 483.38
TMK168.312
TMK168.311
TMK168.31 D = 483.86 E1 = 482.67 E2 = 483.31 A = 482.66 S = 482.68
TMK168.32 D = 484.82 A = 482.83 S = 482.83
TMK168.33
TMK168.30 D = 483.18 E = 482.19 A = 482.16 S = 482.18
Schutzrohr
2 x K55
K55
Z4
Z8
2 x K28-MR
9 x K100
2 x K36-MR
8 x K100
2 x K28-MR
2 x K36-MR
K100
LWL
1'214'950
1'214'850
1'214'900
2'754'400
2'754'450
2'754'500
2'754'550
1'215'000
2'754'450

Erdverlegt:
2x Druckleitung DN 250
2x KSR DN 100 für Steuerleitungen

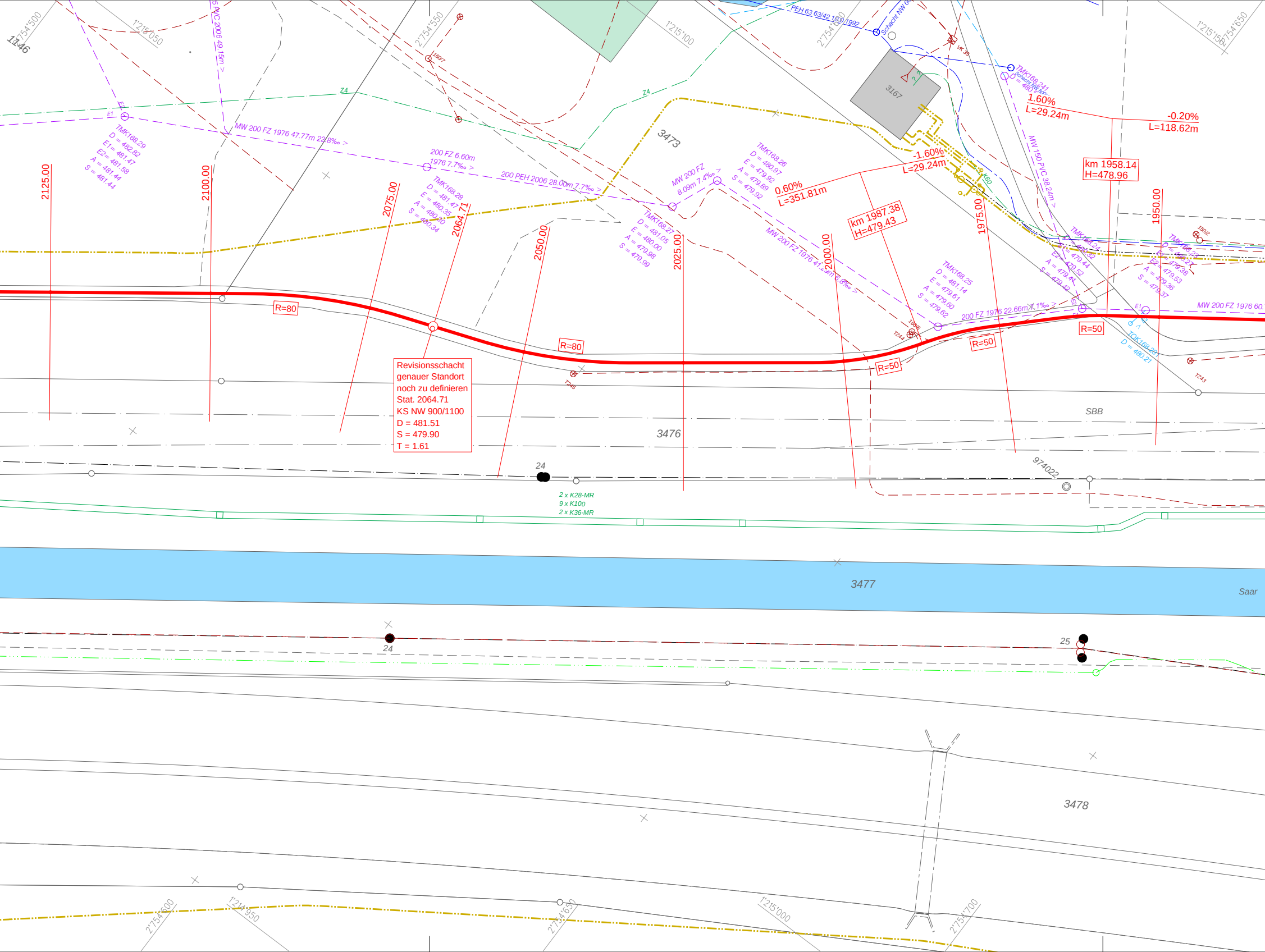

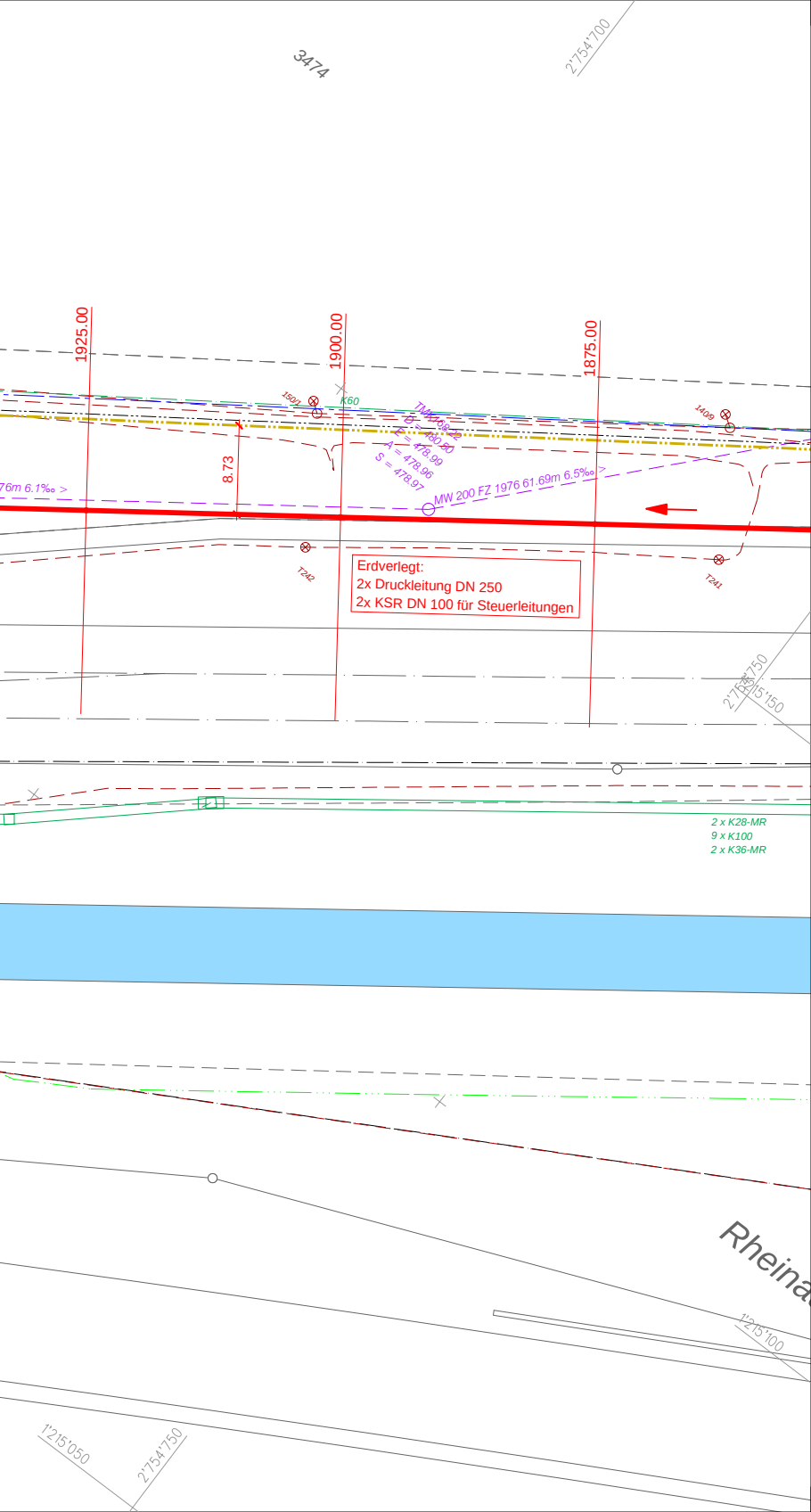
3474
2'754'700
1925.00
1900.00
1875.00
150/1
K60
1409
TMK168.22
D = 480.50
E = 478.99
A = 478.96
S = 478.97
8.73
76m 6.1‰ >
MW 200 FZ 1976 61.69m 6.5‰ >
T242
T241
2'754'750
1'215'150
2 x K28-MR
9 x K100
2 x K36-MR
Rheina
1'215'100
1'215'050
2'754'750

Erdverlegt:
2x Druckleitung DN 250
2x KSR DN 100 für Steuerleitungen